

# C4 Central Unit Elypse

## with charging function



C4 Central Unit Elypse  
Red

Controls operation of connected sensors




C4 Central Unit Elypse  
White

Controls operation of connected sensors

### COLOURS OF CENTRAL UNITS

Central unit is available in two colours:



Red



White


### BASIC INFORMATION

- **C4 Elypse central unit** allows connecting 4 protecting sensors with charging function.
- **Turning off the charging function** of protected products for the night.
- **Built-in battery** assures proper power maintenance in case of energy loss.
- **Possibility** of vertical and horizontal installation.
- **Practical and convenient** way of connecting the device to power thanks to a dedicated DC cable.
- **Small size** of the device allows discreet protecting of exposed products.
- **Simple handling** of the device using USER remote control.

# C4 Central Unit Elypse

## with charging function

### DIMENSIONS



### LEADING THE CABLE OUT

Two ways of leading the cable out allow adjusting the alarm system to customer needs.



Leading the cable inside a furniture.

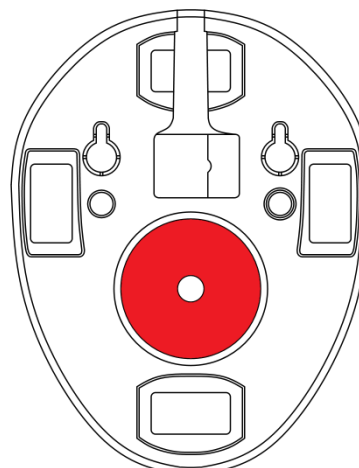
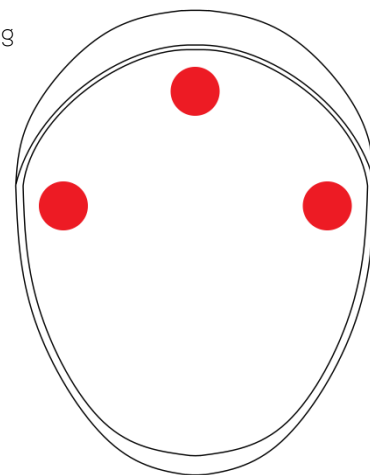


Leading the cable outside a furniture.

### OPERATING STATUS INDICATION

LEDs and buzzer indicate operating status of the protective system.

LEDs indicating operating status of the system.



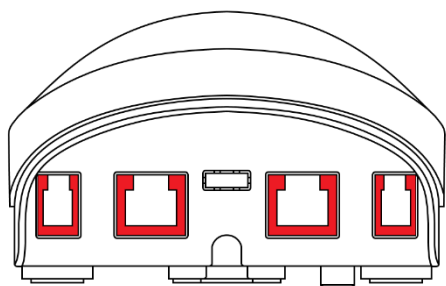
Buzzer signalling operating status of the system.

# C4 Central Unit Elypse

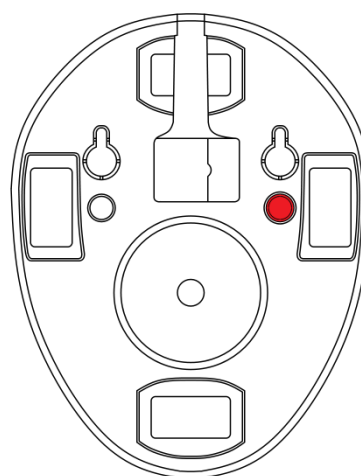
## with charging function

### PROTECTING AND CHARGING

Four RJ 6p6c ports allow charging and protecting products.

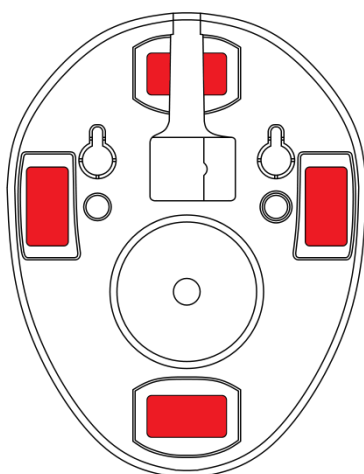


Antisabotage switch protects a product from theft.



### ATTACHING THE PRODUCT

High quality stickers allow attaching the product firmly.



Possibility to install the device vertically on condition that additional screw holes are used.

